

Scaled data based on original data using  
LM-79-08 Approved Method: Electrical and Photometric Measurements of Solid-  
State Lighting Products

Test Report Prepared for  
Cooper Lighting Solutions  
(formerly Eaton)

Brand: McGRAW-EDISON

Report Number: P386249

Luminaire Tested: **GWC-SA1D-827-U-SL4**

Issue Date: 3/3/2020

**Test Information**

Test Method: LM-79-08  
Report Number: P386249  
TEST IS SCALED FROM IESNA LM-79-08 TEST DATA (G2-1903-205-24)  
Test Lab: INNOVATION CENTER  
Issue Date: 3/3/2020  
Manufacturer: COOPER LIGHTING SOLUTIONS (FORMERLY EATON)  
Product Line: MCGRAW-EDISON  
Catalog Number: GWC-SA1D-827-U-SL4  
Description: GALLEON WALL LUMINAIRE  
(1) 80 CRI, 2700K, 1200mA LIGHTSQUARE WITH 16 LEDS AND TYPE IV SPILL  
LIGHT ELIMINATOR OPTICS  
Light Source: -  
Ballast/Driver: ELECTRONIC DRIVER

**Summary**

Lumens per Lamp: N/A  
Luminaire Lumens: 5788 lumens  
Efficiency: N/A  
Efficacy: 87.7 lumens/watt  
Luminous Opening: Rectangular (W 0.5' x L: 0.5' x H: 0')  
IES Classification: Type IV - Short  
BUG Rating: B1 - U0 - G2

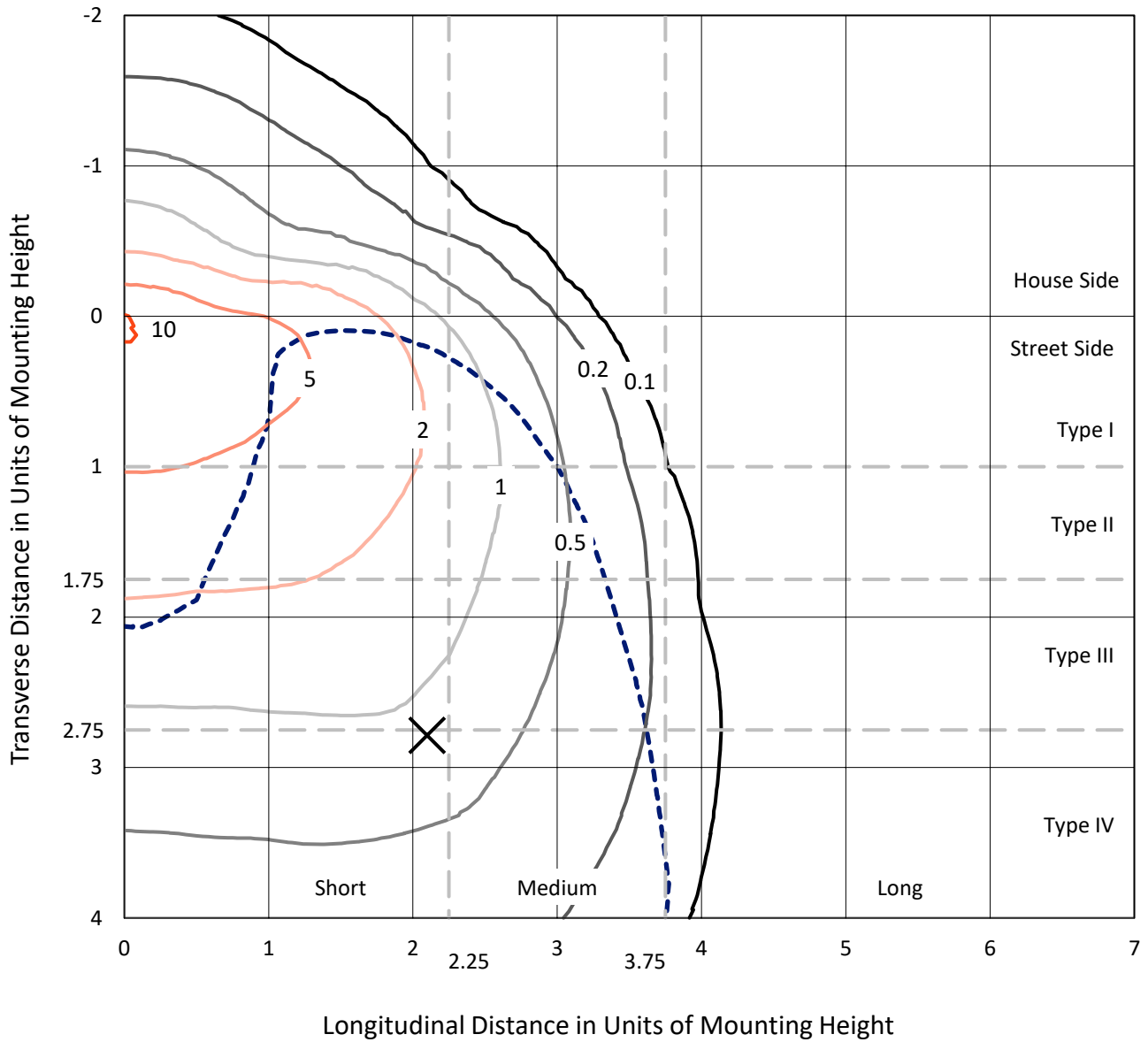
Input Watts (W): 66  
Input Voltage (V): NR  
Input Current (A<sub>in</sub>): NR  
Voltage Rise (V): NR  
Power Factor: NR  
Total Harmonic Distortion (THDi): NR  
Frequency (hertz): 60  
Stabilization Time: NR  
Operation Time: NR  
Ambient Temperature (°C): NR  
Test Distance: 24 FT



REPORT NUMBER: P386249  
 CATALOG NUMBER: GWC-SA1D-827-U-SL4

### Iso-Footcandle Lines of Horizontal Illumination

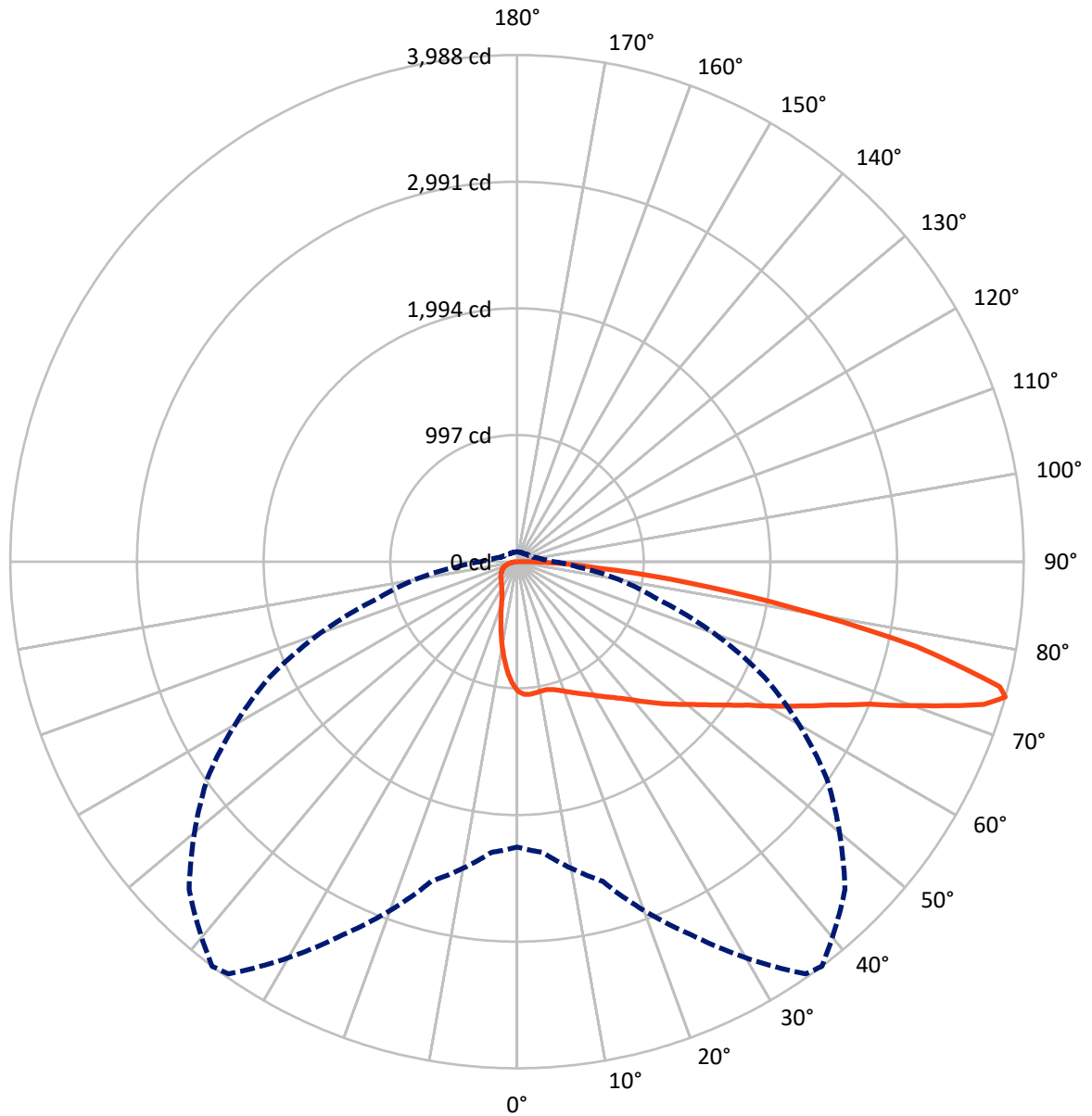
✕ Max cd  
 - - - 1/2 Max cd



Based on 10 foot mounting height. Maximum calculated value = 10.4 fc  
 Type IV - Short - N/A

REPORT NUMBER: P386249  
CATALOG NUMBER: GWC-SA1D-827-U-SL4

### Luminous Intensity Polar Plot



— Vertical Plane Through 37-Deg Lateral    - - - Horizontal Cone Through 74-Deg Vertical



REPORT NUMBER: P386249

CATALOG NUMBER: GWC-SA1D-827-U-SL4

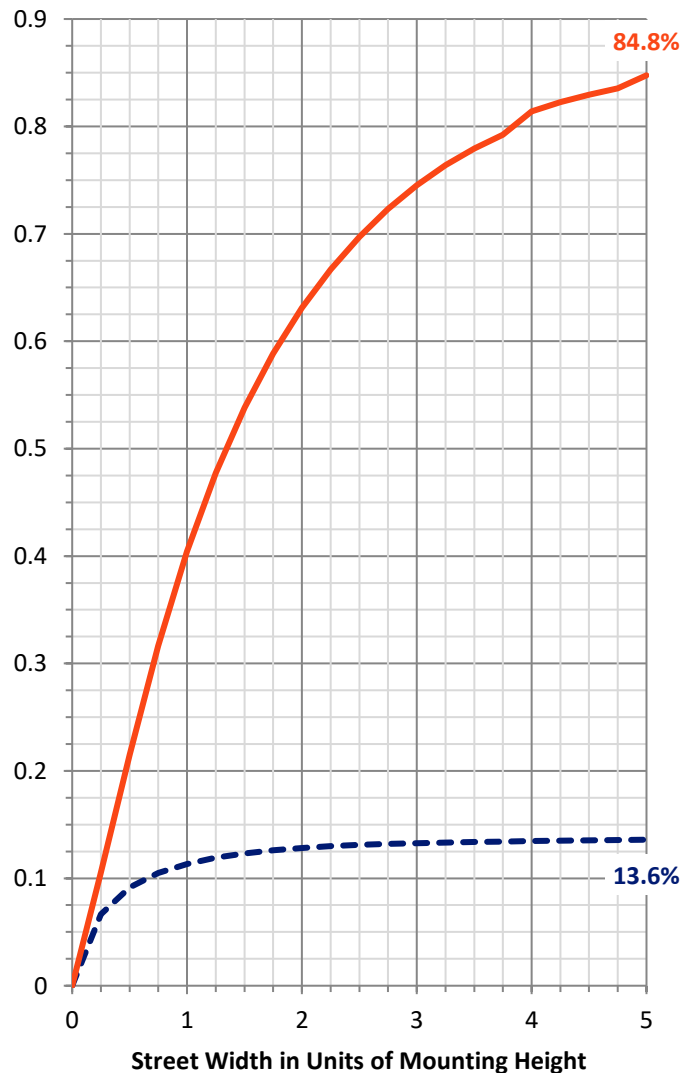
**FLUX DISTRIBUTION:**

		Downward	Upward	Total
<b>House Side</b>	Lumens	796.4	0.0	796.4
	% Fixture	13.8	0.0	13.8
<b>Street Side</b>	Lumens	4991.6	0.0	4991.6
	% Fixture	86.2	0.0	86.2
<b>Total</b>	Lumens	5788.0	0.0	5788.0
	% Fixture	100.0	0.0	100.0

**ZONAL LUMENS:**

Zone	Lumens	% Fixture
0°-10°	89.8	1.6
10°-20°	230.2	4.0
20°-30°	354.7	6.1
30°-40°	515.8	8.9
40°-50°	759.1	13.1
50°-60°	1066.1	18.4
60°-70°	1349.3	23.3
70°-80°	1188.1	20.5
80°-90°	234.9	4.1
90°-100°	0.0	0.0
100°-110°	0.0	0.0
110°-120°	0.0	0.0
120°-130°	0.0	0.0
130°-140°	0.0	0.0
140°-150°	0.0	0.0
150°-160°	0.0	0.0
160°-170°	0.0	0.0
170°-180°	0.0	0.0
0°-90°	5788.0	100.0
0°-180°	5788.0	100.0

**Coefficient of Utilization**



REPORT NUMBER: P386249

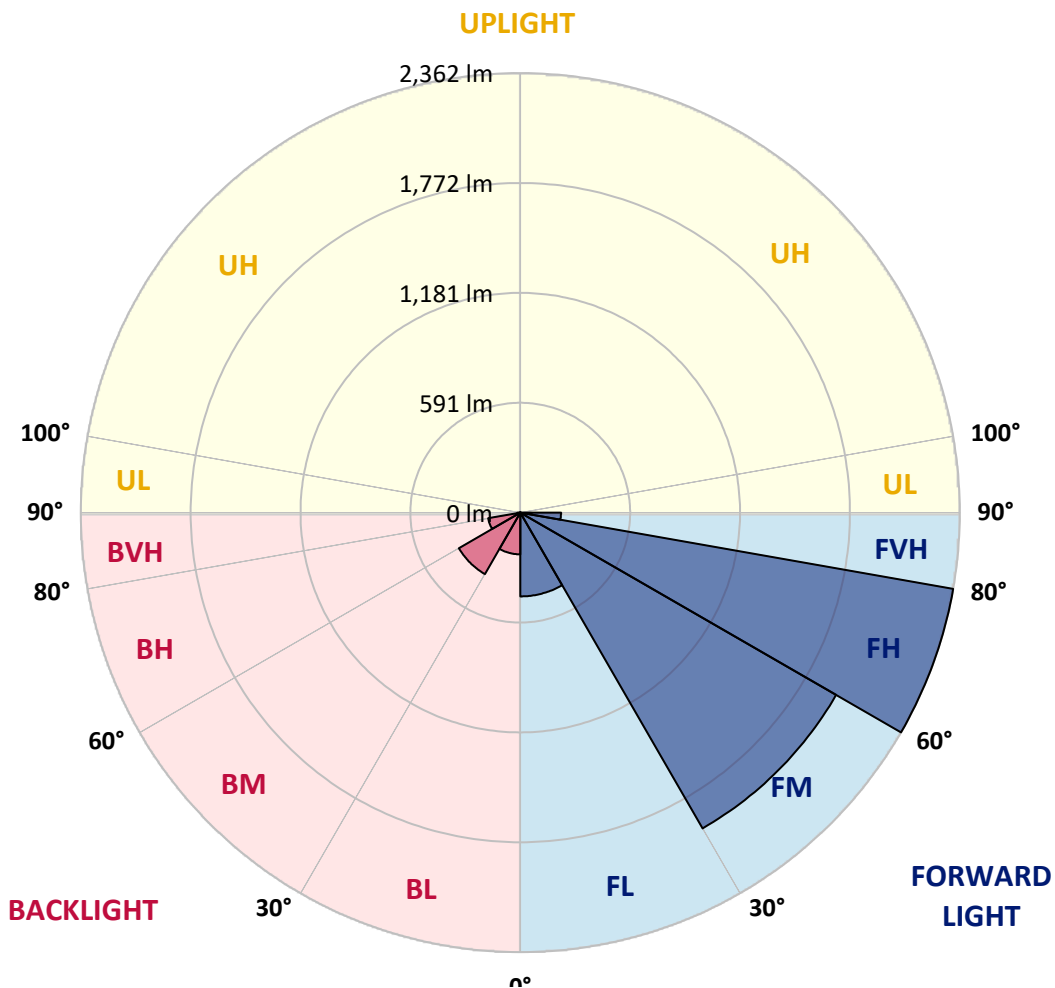
CATALOG NUMBER: GWC-SA1D-827-U-SL4

**LUMINAIRE CLASSIFICATION SYSTEM LUMEN TABLE AND BUG RATING:**

Zone	Lumens	% Fixture	Zone Rating/Lumen Limit		
			B	U	G
FL (0°-30°)	450.4	7.8			
FM (30°-60°)	1959.9	33.9			
FH (60°-80°)	2362.4	40.8			G2/5000
FVH (80°-90°)	219.0	3.8			G2/225
BL (0°-30°)	224.3	3.9	B1/500		
BM (30°-60°)	381.1	6.6	B1/1000		
BH (60°-80°)	175.1	3.0	B1/500		G1/500
BVH (80°-90°)	15.9	0.3			G1/100
UL (90°-100°)	0.0	0.0		U0/0	
UH (100°-180°)	0.0	0.0		U0/0	

**BUG Rating: B1-U0-G2**

Type IV Short





REPORT NUMBER: P386249

CATALOG NUMBER: GWC-SA1D-827-U-SL4

**CANDELA DISTRIBUTION (FULL):**

	0°	5°	15°	25°	35°	37°	45°	55°	65°	75°	85°
0°	1019.8	1019.8	1019.8	1019.8	1019.8	1019.8	1019.8	1019.8	1019.8	1019.8	1019.8
2.5°	1054.7	1054.9	1054.7	1053.1	1049.2	1045.9	1043.3	1039.4	1030.8	1024.3	1014.5
5°	1064.7	1063.5	1062.6	1059.6	1053.5	1049.8	1044.7	1037.4	1023.3	1010.2	994.3
7.5°	1060.0	1058.6	1056.7	1053.1	1046.1	1043.1	1035.9	1026.3	1009.4	992.3	969.5
10°	1045.5	1045.1	1044.3	1043.5	1037.6	1035.1	1028.6	1018.4	1001.7	980.9	954.2
12.5°	1029.4	1030.4	1033.7	1038.0	1035.3	1034.1	1030.0	1023.1	1006.0	983.5	951.3
15°	1019.2	1022.1	1030.8	1042.0	1044.3	1043.9	1042.9	1038.4	1020.2	995.4	957.8
17.5°	1015.7	1020.4	1037.2	1055.7	1062.2	1063.7	1064.1	1056.3	1036.1	1009.8	964.6
20°	1022.1	1028.0	1052.4	1077.9	1088.3	1089.1	1087.3	1073.9	1051.2	1022.3	968.2
22.5°	1041.2	1046.5	1077.1	1105.9	1117.7	1118.9	1113.4	1093.0	1067.1	1036.9	973.3
25°	1078.1	1084.7	1115.2	1144.0	1150.1	1150.3	1142.4	1117.1	1087.9	1057.5	984.3
27.5°	1126.3	1132.8	1160.3	1188.4	1185.2	1183.3	1172.5	1147.3	1115.0	1085.9	1003.9
30°	1179.9	1187.0	1213.1	1233.1	1225.3	1221.7	1212.9	1180.3	1152.8	1124.6	1033.9
32.5°	1235.3	1241.9	1264.7	1278.3	1268.6	1266.9	1253.7	1223.9	1201.9	1183.7	1082.4
35°	1292.2	1296.9	1319.3	1327.1	1314.0	1313.6	1309.9	1282.6	1268.8	1277.3	1153.0
37.5°	1350.3	1351.5	1370.7	1371.1	1367.2	1368.9	1372.7	1355.6	1359.5	1386.2	1244.7
40°	1402.1	1405.4	1419.2	1423.5	1430.2	1435.9	1455.3	1444.1	1474.1	1521.4	1358.9
42.5°	1440.4	1446.8	1469.0	1480.0	1501.8	1510.8	1538.1	1548.5	1608.8	1679.8	1494.7
45°	1472.9	1482.6	1518.3	1540.9	1577.9	1593.6	1632.7	1667.6	1761.1	1851.7	1637.6
47.5°	1507.9	1520.4	1565.0	1608.2	1658.4	1676.1	1747.3	1799.5	1923.6	2024.6	1772.4
50°	1559.5	1569.1	1612.7	1680.6	1743.2	1766.0	1864.5	1939.3	2088.8	2189.3	1889.2
52.5°	1631.5	1627.8	1664.7	1759.9	1843.9	1872.1	1989.7	2088.2	2256.2	2338.3	1987.9
55°	1703.9	1697.7	1723.6	1842.9	1961.4	1990.9	2127.5	2237.6	2415.4	2472.5	2063.5
57.5°	1784.4	1772.8	1794.6	1936.5	2095.1	2130.4	2281.9	2396.4	2572.0	2581.0	2111.6
60°	1867.4	1851.7	1876.1	2052.5	2264.9	2306.5	2462.5	2551.4	2719.6	2667.8	2127.1
62.5°	1939.9	1928.9	1966.7	2182.0	2456.4	2502.1	2639.9	2716.1	2865.2	2703.9	2071.2
65°	2003.4	2005.2	2070.4	2327.5	2669.8	2718.6	2843.4	2919.2	2979.8	2682.5	1940.6
67.5°	2079.0	2089.4	2200.7	2519.2	2938.6	2992.0	3139.4	3140.6	3043.8	2556.9	1683.3
70°	2189.3	2210.7	2379.9	2785.0	3320.6	3394.0	3507.8	3270.7	2953.9	2216.4	1324.4
72.5°	2287.2	2327.1	2570.6	3089.2	3786.3	3842.0	3723.3	3195.7	2578.1	1661.0	825.1
74°	2247.4	2296.9	2605.2	3239.1	3961.7	3988.4	3650.5	2976.7	2149.5	1150.3	479.5
75°	2161.8	2215.6	2554.7	3237.7	3939.4	3924.5	3474.8	2726.5	1770.3	784.5	319.1
77.5°	1744.6	1801.5	2152.6	2774.8	3230.1	3216.1	2669.2	1829.0	775.4	257.3	162.1
80°	1014.3	1057.7	1336.2	1762.2	2178.1	2203.6	1755.4	905.0	305.0	144.6	109.9
82.5°	450.6	480.6	645.5	899.5	1314.4	1347.3	919.3	474.2	188.4	87.9	66.1
85°	295.6	317.9	391.9	428.4	625.9	648.3	450.0	369.2	124.4	48.3	48.5
87.5°	212.7	234.1	291.1	254.2	287.3	272.0	244.9	341.7	50.0	27.5	16.3
90°	0.0	0.0	0.0	0.0	0.0	0.0	0.0	0.0	0.0	0.0	0.0



REPORT NUMBER: P386249

CATALOG NUMBER: GWC-SA1D-827-U-SL4

**CANDELA DISTRIBUTION (continued):**

	90°	95°	105°	115°	125°	135°	145°	155°	165°	175°	180°
0°	1019.8	1019.8	1019.8	1019.8	1019.8	1019.8	1019.8	1019.8	1019.8	1019.8	1019.8
2.5°	1010.2	1007.0	999.6	985.8	978.0	971.5	960.7	954.4	951.5	951.3	952.5
5°	985.2	977.6	958.7	935.4	916.9	899.9	878.9	866.3	857.3	852.0	853.5
7.5°	956.0	944.2	914.4	877.3	847.5	814.7	782.3	762.9	747.8	736.6	738.7
10°	936.0	919.7	876.3	822.9	773.3	725.6	681.0	654.3	633.1	616.7	618.0
12.5°	929.3	907.3	847.1	775.8	706.3	641.0	582.7	541.7	519.9	501.3	502.8
15°	930.3	900.8	822.7	733.4	645.9	563.7	493.0	445.1	415.5	402.7	402.9
17.5°	931.1	893.2	797.0	687.9	586.2	491.6	414.7	366.2	338.2	326.4	326.6
20°	928.5	881.0	765.2	635.7	523.8	425.3	350.9	309.7	288.5	279.3	279.3
22.5°	925.0	866.5	729.3	583.3	462.2	367.8	305.2	273.8	261.6	255.5	255.3
25°	926.6	855.7	692.6	529.5	405.5	321.9	274.8	254.0	245.9	242.0	241.8
27.5°	935.4	850.6	658.7	475.9	356.0	287.5	254.4	239.8	234.5	232.0	232.0
30°	951.3	850.6	623.5	430.2	314.8	262.0	238.7	228.8	225.1	223.5	223.5
32.5°	979.0	855.3	589.4	384.9	282.0	242.0	225.7	219.0	216.1	215.3	215.3
35°	1026.8	871.2	556.2	342.1	255.5	225.7	213.3	209.4	207.3	207.1	207.8
37.5°	1093.8	903.6	525.0	310.5	236.7	212.4	202.9	199.8	198.6	199.6	200.4
40°	1178.2	947.6	496.7	282.0	222.4	201.8	193.3	191.2	190.6	192.1	193.3
42.5°	1280.2	1007.2	473.4	261.4	211.4	192.9	185.1	182.7	182.1	183.7	185.3
45°	1390.5	1071.2	457.1	246.1	202.9	186.1	178.0	175.3	174.1	174.9	176.8
47.5°	1490.8	1131.8	450.6	235.3	194.7	180.4	171.7	168.4	166.4	166.0	167.4
50°	1575.4	1176.8	453.6	228.8	188.2	174.1	165.6	161.9	158.8	157.0	158.0
52.5°	1637.0	1205.2	456.5	225.9	183.1	167.2	158.8	155.4	151.3	148.2	148.2
55°	1681.6	1211.7	450.2	223.7	179.2	159.6	151.3	148.0	143.9	140.5	140.1
57.5°	1699.2	1193.3	426.7	220.4	176.6	152.5	143.3	140.9	137.4	133.3	133.1
60°	1675.5	1136.6	381.5	213.5	173.1	146.6	135.4	133.7	132.1	128.2	128.0
62.5°	1580.5	1012.3	323.0	199.4	166.2	140.3	128.0	128.9	129.1	126.4	126.0
65°	1408.2	841.4	265.9	181.0	155.8	132.7	120.5	124.4	126.6	126.2	125.6
67.5°	1157.9	654.9	225.3	161.7	142.1	122.3	112.3	116.8	118.7	120.1	119.7
70°	859.4	461.8	186.3	141.3	125.6	110.1	101.7	104.0	102.8	104.4	105.0
72.5°	479.1	277.1	151.9	120.9	108.5	95.8	89.9	89.5	86.9	86.9	86.9
74°	287.5	203.3	133.5	108.3	98.1	86.4	81.3	79.5	77.1	77.3	77.1
75°	231.2	174.7	122.5	99.9	90.7	80.9	75.8	73.4	71.6	71.6	71.4
77.5°	146.0	132.7	98.7	79.5	72.6	66.7	63.2	59.9	59.9	59.7	59.5
80°	110.3	105.6	76.9	60.1	55.7	51.2	48.9	47.5	47.5	48.1	47.9
82.5°	75.6	79.5	54.0	42.0	39.8	36.5	36.1	36.3	35.7	34.9	34.7
85°	55.3	59.7	36.5	26.5	24.3	22.2	23.9	24.7	23.7	21.8	21.0
87.5°	21.2	39.1	19.6	11.0	10.2	8.8	10.2	10.6	11.4	9.0	9.2
90°	0.0	0.0	0.0	0.0	0.0	0.0	0.0	0.0	0.0	0.0	0.0



Signify Classified - Internal  
Cooper Lighting Solutions Photometric Lab  
1121 Highway 74 South  
Peachtree City, GA 30269

Scaled Data Report



Report Generated By 670245982

Signify Classified - Internal  
Cooper Lighting Solutions Photometric Lab  
1121 Highway 74 South  
Peachtree City, GA 30269

Scaled Data Report



Signify Classified - Internal  
Cooper Lighting Solutions Photometric Lab  
1121 Highway 74 South  
Peachtree City, GA 30269

Scaled Data Report



Signify Classified - Internal  
Cooper Lighting Solutions Photometric Lab  
1121 Highway 74 South  
Peachtree City, GA 30269

Scaled Data Report



Signify Classified - Internal  
Cooper Lighting Solutions Photometric Lab  
1121 Highway 74 South  
Peachtree City, GA 30269

Scaled Data Report



--- HS — SS

Signify Classified - Internal  
Cooper Lighting Solutions Photometric Lab  
1121 Highway 74 South  
Peachtree City, GA 30269

Scaled Data Report



u

Signify Classified - Internal  
Cooper Lighting Solutions Photometric Lab  
1121 Highway 74 South  
Peachtree City, GA 30269

Scaled Data Report



Signify Classified - Internal  
Cooper Lighting Solutions Photometric Lab  
1121 Highway 74 South  
Peachtree City, GA 30269

Scaled Data Report



(END OF REPORT)